

Detention Deadlock Prep (DDP) ►

One of 3 Lock Prep Choices Included In Pricing.

The door will be prepped for a right-handed, heavy-duty lock to be provided and installed by others.

The prep plate is factory welded, primed & painted as an integral part of the door.

Lock and mounting bolts are not included - please specify the manufacturer and model number of the lock to ensure compatibility.

JL Can provide lock model 5010 at additional cost. See page 2.



◀ Detention Slam Lock Prep (DSP)

One of 3 Lock Prep Choices Included In Pricing

This option includes a door which is prepped for a detention slam latch to be provided and installed by others.

The prep plate is factory welded, primed & painted as an integral part of the door.

Lock and mounting bolts are not included. Please specify the manufacturer and model number of the lock to ensure compatibility.


JL can provide lock model 5017 at additional cost. See page 2.

Mortise Cylinder Cam Lock Prep (MP) ►

One of 3 Lock Prep Choices Included In Pricing

This option includes a door which is prepped for a mortise cylinder and cam to be provided for and installed by others. Lock and mounting bolts are not included. The mortise cylinder must be 1-1/8" (3.2cm) in diameter and the recommended cylinder length is 1-1/4" (3.18 cm). (A longer cylinder can be adapted to it by using a rose spacer) The cam must be 7/16" (1.91 cm) long, as measured from the edge of the cylinder to the tip of the cam.

JL can provide lock models 06431 or 1E74 at additional cost. See page 2.



◀ Mortise Deadbolt Prep (MDP)

This option is available at additional cost and includes a lock mechanism which is prepped for a mortise cylinder and cam to be provided and installed by others. The prep includes a 2-1/2" x 3-1/2" x 1-3/4" case with installed Lori assembly with 1" x 5/8" throw.

Lock and mounting screws are not included. The mortise cylinder must be 1-1/8" (3.2cm) in diameter and the recommended cylinder length is 1-1/2" (3.8 cm). (A longer cylinder can be adapted to it by using a rose spacer. The cam must be an Adams Rite cam.)

JL can provide lock models 06431 or 1E74 at additional cost. See page 2.




SECURITY LOCK PREP OPTIONS FOR
SP - SECURITY ACCESS PANEL
HSP - HIGH SECURITY ACCESS PANEL
SECURITY /DETENTION FIRE EXTINGUISHER CABINET

SECURITY LOCK OPTIONS - LOCK INSTALLED AT ADDITIONAL COST

PAGE 2 OF 2

Detention Deadlock Installed (DDI5010) ▶

Right-handed, heavy-duty detention lock installed at the factory. The prep plate is factory welded, primed & painted as an integral part of the door. Model 5010 is a medium security deadbolt with a single piece, paracentric key cylinder in a high tensile strength, alloy steel case, keyed 1 side. The deadbolt is fabricated of 1-1/2" x 3/4" hot rolled steel with a 5/8" throw. All steel parts are plated for corrosion resistance. Dimensions 1-1/4" x 4-1/2" x 3". Please specify the number of keys to be ordered with this lock. Keys to be ordered separately. Pinned Torx bolts secure the lock to the door.



Security Key


◀ (DD15017) Detention Slam Lock Installed

Right-handed, heavy-duty detention lock installed at the factory. The prep plate is factory welded, primed & painted as an integral part of the door. Model 5017 is a medium security slam latch with a stainless steel latchbolt with 1" x 7/16" throw. Slam-locks automatically when door is closed. Lock is constructed with a single piece, bronze alloy paracentric key cylinder, 5 tempered brass lever tumblers keyed one side (K1) in a high-tensile strength alloy steel case. All steel parts plated for corrosion resistance. Dimensions: 1 1/4" x 4" x 2 3/4". Please specify the number of keys to be ordered with this lock. Keys to be ordered separately. Pinned TORX bolts secure the lock to the door.



Mortise Deadbolt Installed (MDP-SL-AMP or MDP-SL-1E74) ▶


Mortise deadbolt installed at the factory includes a 2-1/2" x 3-1/2" x 1-3/4" case welded to the door with installed Lori assembly with 1" x 5/8" throw. Select from lock models 06431 (MDP-SL-AMP) (in satin chrome with Adams Rite cam and keys (drilled 6 pin, keyed 5 pin), or 1E74 (MDP-SL-1E74) with blank construction core to be keyed on site. Both locks are machined from solid brass bar stock. The mortise cylinder is 1-1/8" (3.2cm) in diameter and the cylinder length is 1-1/2" (3.8 cm). Security Torx bolts secure the lock to the door.



Key

◀ (MP-SL-AMP or MP-SL-1E74) Mortise Cylinder Cam Lock Installed

Cylinder lock with heavy-duty 7/16" cam installed at the factory. The prep plate is factory welded, primed & painted as an integral part of the door. Select from lock models 06431 (MP-SL-AMP) with 2 Yale Standard keys, or 1E74 (MP-SL-1E74) with a blank construction core to be keyed on site. Both locks are machined from solid brass bar stock. The mortise cylinder is 1-1/8" (3.2cm) in diameter and the cylinder length is 1-1/2" (3.8 cm).



JL INDUSTRIES

ACTIVAR
INC.

www.activarcpg.com

Construction Products Group

**SECURITY LOCK OPTIONS FOR
SP - SECURITY ACCESS PANEL**

HSP - HIGH SECURITY ACCESS PANEL

SECURITY /DETENTION FIRE EXTINGUISHER CABINET

LSOPTIONS

HEADQUARTERS & JL INDUSTRIES: 4450 WEST 78TH ST CIRCLE, BLOOMINGTON, MN 55435-5416 PH: 800-554-6077 FAX: 952-835-2218 EMAIL: SALES@JLINDUSTRIES.COM WWW.ACTIVARCPG.COM
ACPG SOUTHEAST (THOMAS ENTERPRISES): FT MYERS, FL ACPG WEST COAST (SAMSON MFG): COMMERCE, CA WAREHOUSES: DALLAS TX, LANCASTER PA, ATLANTA GA, CHICAGO, IL, SEATTLE WA 10-23-12