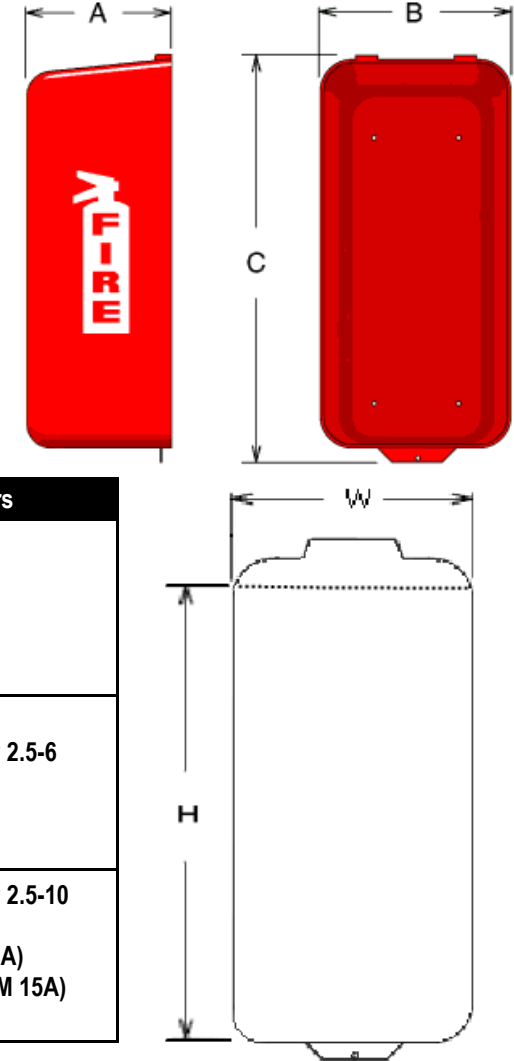


# SUBMITTAL: ABS SURFACE MOUNT FIRE EXTINGUISHER CABINET



The ABS tub is constructed of injection-molded ABS plastic for a dent-, rust- and corrosion-proof protection for you fire extinguishers. These impact-resistant cabinets include brass lock, cover and labels. The cover is constructed of crystal polystyrene.

**Outdoor Use:** Only red tubs with red covers are intended for outdoor use – they are UV-resistant. Outdoor use of tubs or covers in other colors may be subject to yellowing.

Meets UL94HB standard for fire retardancy.



| Qty | Model    | Tub Size: H x B x A       | Overall Ht.(C) | Cabinet Color | Cover Color | Environment    | Approx Wt | Fire Extinguishers   |
|-----|----------|---------------------------|----------------|---------------|-------------|----------------|-----------|--|
|     | ABS 16RR | 16" x 8 1/2" x 5 3/8"     | 18 1/4"        | Red           | Red         | Indoor/Outdoor | 4         | Cosmic 2.5<br>Galaxy 2.5-5<br>Mercury 2.5-5  |
|     | ABS 16RC | 16" x 8 1/2" x 5 3/8"     | 18 1/4"        | Red           | Clear       | Indoor         | 4         |  |
|     | ABS 16WR | 16" x 8 1/2" x 5 3/8"     | 18 1/4"        | White         | Red         | Indoor         | 4         |  |
|     | ABS 16WC | 16" x 8 1/2" x 5 3/8"     | 18 1/4"        | White         | Clear       | Indoor         | 4         |  |
|     | ABS 20RR | 19 1/2" x 9 5/8" x 6 3/8" | 21 3/4"        | Red           | Red         | Indoor/Outdoor | 5         | Cosmic & Galaxy 2.5-6<br>Mercury 2.5-5<br>Sentinel 5   |
|     | ABS 20RC | 19 1/2" x 9 5/8" x 6 3/8" | 21 3/4"        | Red           | Clear       | Indoor         | 5         |  |
|     | ABS 20WR | 19 1/2" x 9 5/8" x 6 3/8" | 21 3/4"        | White         | Red         | Indoor         | 5         |  |
|     | ABS 20WC | 19 1/2" x 9 5/8" x 6 3/8" | 21 3/4"        | White         | Clear       | Indoor         | 5         |  |
|     | ABS 24RR | 23 1/4" x 9 5/8" x 6 3/8" | 25 3/4"        | Red           | Red         | Indoor/Outdoor | 5         | Cosmic & Galaxy 2.5-10<br>Mercury 2.5-5<br>Mercury 11(FM11A)<br>Mercury 15 1/2(FM 15A)<br>Sentinel 5 |
|     | ABS 24RC | 23 1/4" x 9 5/8" x 6 3/8" | 25 3/4"        | Red           | Clear       | Indoor         | 5         |  |
|     | ABS 24WR | 23 1/4" x 9 5/8" x 6 3/8" | 25 3/4"        | White         | Red         | Indoor         | 5         |  |
|     | ABS 24WC | 23 1/4" x 9 5/8" x 6 3/8" | 25 3/4"        | White         | Clear       | Indoor         | 5         |  |

|   |   |              |              |
|---|---|--------------|--------------|
| <br><b>JL INDUSTRIES</b>   | <br>www.activarcpg.com | Distributor: | Quantity:    |
|   |   | Contractor:  | Approved By: |
|   |   | Model #:     | Architect:   |
|   |   | Project:     | Date:        |
| HEADQUARTERS & JL INDUSTRIES: 4450 WEST 78 <sup>TH</sup> ST CIRCLE, BLOOMINGTON, MN 55435-5416 PH: 800-554-6077 FAX: 952-835-2218 EMAIL: SALES@JLINDUSTRIES.COM WWW.ACTIVARCPG.COM<br>ACPG SOUTHEAST (THOMAS ENTERPRISES): FT MYERS, FL ACPG WEST COAST (SAMSON): COMMERCE, CA WAREHOUSES: DALLAS TX, LANCASTER PA, ATLANTA GA, CHICAGO, IL, SEATTLE WA 1-11-13 |   |              |              |